

SAKC Wackersdorf
X30 Junioren
Prokart Raceland 1,222 Km
Freies Training
10.07.2021 13:24
Training (10:00 Zeit) gestartet um 13:24:09

Pos.	Nr.	Name	Fabrikat	Wohnort	Bewerber/Sponsor	Rnd.	Beste Zeit	Diff.	In Rd.	km/h
1	84	Alex Mohr	Kart Republic/IAME	Hofheim	CV Performance Group/	10	51.616		10	85,229
2	8	Lutz Ohsenbrink	KR / FA Alonso/IAME	Welver		11	51.799	0.183	8	84,928
3	12	Noah Gerster	CRG/IAME	Leutkirch	RS-Motorsport/	10	51.850	0.234	10	84,845
4	14	Lea Gerspacher	Tony/IAME	Freiburg	/ADAC Südbaden e.V.	11	51.864	0.248	9	84,822
5	15	Lukas Roos	CRG/IAME	Spaichingen	RS-Motorsport/	10	51.880	0.264	10	84,796
6	20	Luka Philipitsch	Mach 1/IAME	Stutensee		11	51.949	0.333	8	84,683
7	26	Lennox Kirn	CORSEgermany/IAME	Kappel-Grafenhaus	ADAC Südbaden e.V./	9	51.994	0.378	5	84,610
8	19	Finn Wiebelhaus	Exprit/IAME	Obertshausen		9	52.069	0.453	5	84,488
9	28	Daniel Pauls	Birel/IAME	Silberstedt		9	52.165	0.549	9	84,332
10	22	Felix Maurer	Corse/IAME	Villingen-Schwenning		10	52.254	0.638	8	84,189
11	6	Moritz Fischer	Gold Kart/IAME	Eich	MPK RACING TEAM/	11	52.304	0.688	6	84,108
12	25	Sascha Dreher	Mach 1/IAME	Balgheim		9	52.506	0.890	4	83,785
13	11	Louis Schütze	CRG/IAME	Gorxheimertal	RS-Motorsport/	11	52.575	0.959	11	83,675
14	7	Julian Höpfinger	Formula K/IAME	Kaisheim		11	52.798	1.182	10	83,321

Reg-Nr.: 044/2021

Orbits

Rennleiter: Kai Medefind



Zeitnahme M. Riehmers



Gedruckt: 10.07.2021 13:35:42

Aushang h

SAKC Wackersdorf
X30 Junioren
Prokart Raceland 1,222 Km
Freies Training
10.07.2021 13:24
Training (10:00 Zeit) gestartet um 13:24:09

Runde	Rundenzeit	Diff.	Tageszeit
(84) Alex Mohr			
1	54.728	+3.112	13:26:47.818
2	52.423	+0.807	13:27:40.241
3	52.158	+0.542	13:28:32.399
4	52.177	+0.561	13:29:24.576
5	52.580	+0.964	13:30:17.156
6	52.340	+0.724	13:31:09.496
7	52.004	+0.388	13:32:01.500
8	51.924	+0.308	13:32:53.424
9	52.082	+0.466	13:33:45.506
10	51.616		13:34:37.122

Runde	Rundenzeit	Diff.	Tageszeit
(8) Lutz Ohsenbrink			
1	53.911	+2.112	13:26:00.843
2	52.579	+0.780	13:26:53.422
3	52.301	+0.502	13:27:45.723
4	52.037	+0.238	13:28:37.760
5	52.222	+0.423	13:29:29.982
6	52.124	+0.325	13:30:22.106
7	51.812	+0.013	13:31:13.918
8	51.799		13:32:05.717
9	51.874	+0.075	13:32:57.591
10	51.992	+0.193	13:33:49.583
11	52.069	+0.270	13:34:41.652

Runde	Rundenzeit	Diff.	Tageszeit
(12) Noah Gerster			
1	55.794	+3.944	13:26:16.983
2	53.834	+1.984	13:27:10.817
3	53.349	+1.499	13:28:04.166
4	53.361	+1.511	13:28:57.527
5	52.417	+0.567	13:29:49.944
6	51.851	+0.001	13:30:41.795
7	52.204	+0.354	13:31:33.999
8	52.224	+0.374	13:32:26.223
9	52.069	+0.219	13:33:18.292
10	51.850		13:34:10.142

Runde	Rundenzeit	Diff.	Tageszeit
(14) Lea Gerspacher			
1	54.297	+2.433	13:26:06.598
2	53.683	+1.819	13:27:00.281
3	52.765	+0.901	13:27:53.046
4	52.268	+0.404	13:28:45.314
5	52.163	+0.299	13:29:37.477
6	52.004	+0.140	13:30:29.481
7	52.194	+0.330	13:31:21.675
8	52.375	+0.511	13:32:14.050
9	51.864		13:33:05.914
10	51.999	+0.135	13:33:57.913
11	52.755	+0.891	13:34:50.668

Runde	Rundenzeit	Diff.	Tageszeit
(15) Lukas Roos			
1	54.928	+3.048	13:26:19.373
2	53.798	+1.918	13:27:13.171
3	52.160	+0.280	13:28:05.331
4	52.360	+0.480	13:28:57.691
5	56.365	+4.485	13:29:54.056
6	52.538	+0.658	13:30:46.594
7	51.964	+0.084	13:31:38.558
8	52.095	+0.215	13:32:30.653
9	52.152	+0.272	13:33:22.805
10	51.880		13:34:14.685

Runde	Rundenzeit	Diff.	Tageszeit
(20) Luka Philippitsch			
1	53.097	+1.148	13:26:12.863
2	53.077	+1.128	13:27:05.940

Runde	Rundenzeit	Diff.	Tageszeit
3	52.616	+0.667	13:27:58.556
4	52.452	+0.503	13:28:51.008
5	52.334	+0.385	13:29:43.342
6	52.017	+0.068	13:30:35.359
7	52.103	+0.154	13:31:27.462
8	51.949		13:32:19.411
9	52.440	+0.491	13:33:11.851
10	51.955	+0.006	13:34:03.806
11	52.795	+0.846	13:34:56.601

Runde	Rundenzeit	Diff.	Tageszeit
(26) Lennox Kim			
1	53.204	+1.210	13:26:10.224
2	52.487	+0.493	13:27:02.711
3	52.458	+0.464	13:27:55.169
4	52.008	+0.014	13:28:47.177
5	51.994		13:29:39.171
6	53.484	+1.490	13:30:32.655
7	1:51.968	+59.974	13:32:24.623
8	1:30.272	+38.278	13:33:54.895
9	52.237	+0.243	13:34:47.132

Runde	Rundenzeit	Diff.	Tageszeit
(19) Finn Wiebelhaus			
1	53.388	+1.319	13:26:19.572
2	52.940	+0.871	13:27:12.512
3	52.163	+0.094	13:28:04.675
4	52.560	+0.491	13:28:57.235
5	52.069		13:29:49.304
6	53.286	+1.217	13:30:42.590
7	2:02.945	+1:10.876	13:32:45.535
8	52.203	+0.134	13:33:37.738
9	52.103	+0.034	13:34:29.841

Runde	Rundenzeit	Diff.	Tageszeit
(28) Daniel Pauls			
1	53.382	+1.217	13:26:03.067
2	53.161	+0.996	13:26:56.228
3	52.602	+0.437	13:27:48.830
4	52.222	+0.057	13:28:41.052
5	52.361	+0.196	13:29:33.413
6	52.670	+0.505	13:30:26.083
7	2:14.758	+1:22.593	13:32:40.841
8	52.576	+0.411	13:33:33.417
9	52.165		13:34:25.582

Runde	Rundenzeit	Diff.	Tageszeit
(22) Felix Maurer			
1	54.021	+1.767	13:26:00.746
2	53.175	+0.921	13:26:53.921
3	52.569	+0.315	13:27:46.490
4	52.317	+0.063	13:28:38.807
5	52.528	+0.274	13:29:31.335
6	52.431	+0.177	13:30:23.766
7	52.282	+0.028	13:31:16.048
8	52.254		13:32:08.302
9	53.322	+1.068	13:33:01.624
10	1:43.351	+51.097	13:34:44.975

Runde	Rundenzeit	Diff.	Tageszeit
(6) Moritz Fischer			
1	53.748	+1.444	13:26:01.454
2	53.153	+0.849	13:26:54.607
3	52.860	+0.556	13:27:47.467
4	52.878	+0.574	13:28:40.345
5	53.309	+1.005	13:29:33.654
6	52.304		13:30:25.958
7	53.075	+0.771	13:31:19.033
8	52.935	+0.631	13:32:11.968
9	53.107	+0.803	13:33:05.075
10	52.688	+0.384	13:33:57.763

Runde	Rundenzeit	Diff.	Tageszeit
11	52.548	+0.244	13:34:50.311

Runde	Rundenzeit	Diff.	Tageszeit
(25) Sascha Dreher			
1	53.495	+0.989	13:26:04.076
2	53.504	+0.998	13:26:57.580
3	52.789	+0.283	13:27:50.369
4	52.506		13:28:42.875
5	54.127	+1.621	13:29:37.002
6	1:48.913	+56.407	13:31:25.915
7	53.085	+0.579	13:32:19.000
8	53.205	+0.699	13:33:12.205
9	54.734	+2.228	13:34:06.939

Runde	Rundenzeit	Diff.	Tageszeit
(11) Louis Schütze			
1	54.981	+2.406	13:26:02.953
2	53.981	+1.406	13:26:56.934
3	52.887	+0.312	13:27:49.821
4	52.754	+0.179	13:28:42.575
5	52.958	+0.383	13:29:35.533
6	52.998	+0.423	13:30:28.531
7	52.847	+0.272	13:31:21.378
8	53.704	+1.129	13:32:15.082
9	52.712	+0.137	13:33:07.794
10	53.117	+0.542	13:34:00.911
11	52.575		13:34:53.486

Runde	Rundenzeit	Diff.	Tageszeit
(7) Julian Höpfinger			
1	56.276	+3.478	13:26:02.652
2	55.591	+2.793	13:26:58.243
3	53.685	+0.887	13:27:51.928
4	53.484	+0.686	13:28:45.412
5	52.809	+0.011	13:29:38.221
6	53.082	+0.284	13:30:31.303
7	53.100	+0.302	13:31:24.403
8	52.974	+0.176	13:32:17.377
9	53.317	+0.519	13:33:10.694
10	52.798		13:34:03.492
11	53.739	+0.941	13:34:57.231

SAKC Wackersdorf
X30 Junioren
Prokart Raceland 1,222 Km
Zeittraining
10.07.2021 15:08
Qualifikation (10:00 Zeit) gestartet um 15:08:45

Pos.	Nr.	Name	Fabrikat	Wohnort	Bewerber/Sponsor	Rnd.	Beste Zeit	Diff.	In Rd.	km/h
1	8	Lutz Ohsenbrink	KR / FA Alonso/IAME	Welver		11	51.596		7	85,262
2	28	Daniel Pauls	Birel/IAME	Silberstedt		11	51.610	0.014	6	85,239
3	84	Alex Mohr	Kart Republic/IAME	Hofheim	CV Performance Group/	10	51.723	0.127	8	85,053
4	20	Luka Philipitsch	Mach 1/IAME	Stutensee		11	51.771	0.175	10	84,974
5	15	Lukas Roos	CRG/IAME	Spaichingen	RS-Motorsport/	10	51.779	0.183	7	84,961
6	19	Finn Wiebelhaus	Exprit/IAME	Obertshausen		10	51.873	0.277	7	84,807
7	12	Noah Gerster	CRG/IAME	Leutkirch	RS-Motorsport/	10	51.971	0.375	8	84,647
8	25	Sascha Dreher	Mach 1/IAME	Balgheim		11	52.016	0.420	6	84,574
9	22	Felix Maurer	Corse/IAME	Villingen-Schwenning		11	52.337	0.741	6	84,055
10	14	Lea Gerspacher	Tony/IAME	Freiburg	/ADAC Südbaden e.V.	11	52.385	0.789	5	83,978
11	7	Julian Höpfinger	Formula K/IAME	Kaisheim		11	52.439	0.843	11	83,892
12	26	Lennox Kirn	CORSEgermany/IAME	Kappel-Grafenhaus	ADAC Südbaden e.V./	10	52.441	0.845	5	83,889
13	6	Moritz Fischer	Gold Kart/IAME	Eich	MPK RACING TEAM/	11	52.482	0.886	11	83,823
14	11	Louis Schütze	CRG/IAME	Gorxheimertal	RS-Motorsport/	2	53.508	1.912	2	82,216
15	248	Colin Hahn	Birel Art /IAME	Döbern		9	54.346	2.750	9	80,948

Bemerkungen

 Ergebnis vorbehaltlich technischen und sportlichen Nachuntersuchung
 Nr.: 6 Spoiler 3 schnellsten Runden gestrichen

Reg-Nr.: 044/2021

Orbits

Rennleiter: Kai Medefind



Zeitnahme M. Riehmers



Gedruckt: 10.07.2021 15:26:19

Aushang h

SAKC Wackersdorf

X30 Junioren

Prokart Raceland 1,222 Km

Zeittraining

10.07.2021 15:08

Qualifikation (10:00 Zeit) gestartet um 15:08:45

Runde	Rundenzeit	Diff.	Tageszeit
(8) Lutz Ohsenbrink			
1	54.310	+2.714	15:10:41.517
2	52.940	+1.344	15:11:34.457
3	52.366	+0.770	15:12:26.823
4	52.212	+0.616	15:13:19.035
5	52.391	+0.795	15:14:11.426
6	51.927	+0.331	15:15:03.353
7	51.596		15:15:54.949
8	51.615	+0.019	15:16:46.564
9	51.949	+0.353	15:17:38.513
10	51.854	+0.258	15:18:30.367
11	51.804	+0.208	15:19:22.171

Runde	Rundenzeit	Diff.	Tageszeit
(28) Daniel Pauls			
1	54.079	+2.469	15:10:46.524
2	52.381	+0.771	15:11:38.905
3	52.747	+1.137	15:12:31.652
4	52.661	+1.051	15:13:24.313
5	51.961	+0.351	15:14:16.274
6	51.610		15:15:07.884
7	53.832	+2.222	15:16:01.716
8	52.130	+0.520	15:16:53.846
9	51.868	+0.258	15:17:45.714
10	51.833	+0.223	15:18:37.547
11	51.827	+0.217	15:19:29.374

Runde	Rundenzeit	Diff.	Tageszeit
(84) Alex Mohr			
1	54.852	+3.129	15:11:23.921
2	53.121	+1.398	15:12:17.042
3	52.470	+0.747	15:13:09.512
4	52.539	+0.816	15:14:02.051
5	52.068	+0.345	15:14:54.119
6	51.868	+0.145	15:15:45.987
7	51.808	+0.085	15:16:37.795
8	51.723		15:17:29.518
9	52.192	+0.469	15:18:21.710
10	51.768	+0.045	15:19:13.478

Runde	Rundenzeit	Diff.	Tageszeit
(20) Luka Philipitsch			
1	54.688	+2.917	15:10:44.897
2	53.181	+1.410	15:11:38.078
3	52.521	+0.750	15:12:30.599
4	52.325	+0.554	15:13:22.924
5	52.105	+0.334	15:14:15.029
6	52.486	+0.715	15:15:07.515
7	54.132	+2.361	15:16:01.647
8	52.494	+0.723	15:16:54.141
9	51.893	+0.122	15:17:46.034
10	51.771		15:18:37.805
11	51.865	+0.094	15:19:29.670

Runde	Rundenzeit	Diff.	Tageszeit
(15) Lukas Roos			
1	54.918	+3.139	15:10:58.904
2	53.164	+1.385	15:11:52.068
3	52.674	+0.895	15:12:44.742
4	52.310	+0.531	15:13:37.052
5	51.999	+0.220	15:14:29.051
6	52.103	+0.324	15:15:21.154
7	51.779		15:16:12.933
8	51.927	+0.148	15:17:04.860
9	51.880	+0.101	15:17:56.740
10	51.917	+0.138	15:18:48.657

Runde	Rundenzeit	Diff.	Tageszeit
(19) Finn Wiebelhaus			
1	56.531	+4.658	15:11:25.312

Runde	Rundenzeit	Diff.	Tageszeit
2	52.802	+0.929	15:12:18.114
3	53.289	+1.416	15:13:11.403
4	52.043	+0.170	15:14:03.446
5	53.480	+1.607	15:14:56.926
6	52.094	+0.221	15:15:49.020
7	51.873		15:16:40.893
8	52.024	+0.151	15:17:32.917
9	52.183	+0.310	15:18:25.100
10	52.270	+0.397	15:19:17.370

Runde	Rundenzeit	Diff.	Tageszeit
(12) Noah Gerster			
1	55.260	+3.289	15:11:22.529
2	54.745	+2.774	15:12:17.274
3	52.964	+0.993	15:13:10.238
4	52.594	+0.623	15:14:02.832
5	52.427	+0.456	15:14:55.259
6	52.231	+0.260	15:15:47.490
7	52.203	+0.232	15:16:39.693
8	51.971		15:17:31.664
9	52.056	+0.085	15:18:23.720
10	52.020	+0.049	15:19:15.740

Runde	Rundenzeit	Diff.	Tageszeit
(25) Sascha Dreher			
1	54.496	+2.480	15:10:48.419
2	53.512	+1.496	15:11:41.931
3	53.093	+1.077	15:12:35.024
4	52.454	+0.438	15:13:27.478
5	52.258	+0.242	15:14:19.736
6	52.016		15:15:11.752
7	52.240	+0.224	15:16:03.992
8	54.671	+2.655	15:16:58.663
9	53.332	+1.316	15:17:51.995
10	52.565	+0.549	15:18:44.560
11	52.210	+0.194	15:19:36.770

Runde	Rundenzeit	Diff.	Tageszeit
(22) Felix Maurer			
1	55.113	+2.776	15:10:45.157
2	53.528	+1.191	15:11:38.685
3	52.786	+0.449	15:12:31.471
4	53.542	+1.205	15:13:25.013
5	52.705	+0.368	15:14:17.718
6	52.337		15:15:10.055
7	52.795	+0.458	15:16:02.850
8	54.218	+1.881	15:16:57.068
9	52.530	+0.193	15:17:49.598
10	52.556	+0.219	15:18:42.154
11	52.489	+0.152	15:19:34.643

Runde	Rundenzeit	Diff.	Tageszeit
(14) Lea Gerspacher			
1	55.067	+2.682	15:10:43.310
2	53.978	+1.593	15:11:37.288
3	52.626	+0.241	15:12:29.914
4	52.585	+0.200	15:13:22.499
5	52.385		15:14:14.884
6	52.799	+0.414	15:15:07.683
7	55.792	+3.407	15:16:03.475
8	56.611	+4.226	15:17:00.086
9	52.462	+0.077	15:17:52.548
10	52.407	+0.022	15:18:44.955
11	52.581	+0.196	15:19:37.536

Runde	Rundenzeit	Diff.	Tageszeit
(7) Julian Höpfinger			
1	55.300	+2.861	15:10:46.925
2	53.417	+0.978	15:11:40.342
3	52.858	+0.419	15:12:33.200
4	52.674	+0.235	15:13:25.874

Runde	Rundenzeit	Diff.	Tageszeit
5	52.577	+0.138	15:14:18.451
6	52.673	+0.234	15:15:11.124
7	52.631	+0.192	15:16:03.755
8	53.933	+1.494	15:16:57.688
9	52.764	+0.325	15:17:50.452
10	52.565	+0.126	15:18:43.017
11	52.439		15:19:35.456

Runde	Rundenzeit	Diff.	Tageszeit
(26) Lennox Kim			
1	55.725	+3.284	15:11:03.475
2	53.437	+0.996	15:11:56.912
3	53.016	+0.575	15:12:49.928
4	52.628	+0.187	15:13:42.556
5	52.441		15:14:34.997
6	52.521	+0.080	15:15:27.518
7	52.478	+0.037	15:16:19.996
8	52.649	+0.208	15:17:12.645
9	52.572	+0.131	15:18:05.217
10	52.745	+0.304	15:18:57.962

Runde	Rundenzeit	Diff.	Tageszeit
(6) Moritz Fischer			
1	54.501	+2.019	15:10:43.395
2	53.224	+0.742	15:11:36.619
3	52.865	+0.383	15:12:29.484
4	52.673	+0.191	15:13:22.157
5	52.335	-0.147	15:14:14.492
6	52.135	-0.347	15:15:06.627
7	56.223	+3.741	15:16:02.850
8	54.532	+2.050	15:16:57.382
9	52.485	+0.003	15:17:49.867
10	52.445	-0.037	15:18:42.312
11	52.482		15:19:34.794

Runde	Rundenzeit	Diff.	Tageszeit
(11) Louis Schütze			
1	55.024	+1.516	15:10:52.110
2	53.508		15:11:45.618

Runde	Rundenzeit	Diff.	Tageszeit
(248) Colin Hahn			
1	59.519	+5.173	15:11:20.778
2	56.335	+1.989	15:12:17.113
3	58.443	+4.097	15:13:15.556
4	56.111	+1.765	15:14:11.667
5	54.930	+0.584	15:15:06.597
6	55.740	+1.394	15:16:02.337
7	55.302	+0.956	15:16:57.639
8	55.004	+0.658	15:17:52.643
9	54.346		15:18:46.989

SAK Wackersdorf

X30 Junioren

Prokart Raceland 1,222 Km

Rennen 1


10.07.2021 17:05

Rennen (14 Runden)

8	248
	15
7	6
	13
6	7
	11
5	22
	9
4	12
	7
3	15
	5
2	84
	3
1	8

POLE POSITION 1

11
14
26
12
14
10
25
8
19
6
20
4
28
2



SAKC Wackersdorf
X30 Junioren
Prokart Raceland 1,222 Km
Rennen 1
10.07.2021 17:05
Rennen (14 Runden) gestartet um 17:09:01

Pos.	Nr.	Name	Fabrikat	Wohnort	Bewerber/Sponsor	Rnd.	Gesamtzeit	Diff.	Beste Zeit	In Rd.	Pkt.
1	8	Lutz Ohsenbrink	KR / FA Alonso/IAME	Welver		14	12:13.545		51.839	12	25
2	84	Alex Mohr	Kart Republic/IAME	Hofheim	CV Performance Group/	14	12:13.795	0.250	51.718	9	20
3	20	Luka Philipitsch	Mach 1/IAME	Stutensee		14	12:16.942	3.397	51.925	13	16
4	25	Sascha Dreher	Mach 1/IAME	Balgheim		14	12:21.514	7.969	52.002	11	13
5	19	Finn Wiebelhaus	Exprit/IAME	Obertshausen		14	12:26.196	12.651	52.078	11	11
6	28	Daniel Pauls	Birel/IAME	Silberstedt		14	12:26.397	12.852	51.884	9	10
7	6	Moritz Fischer	Gold Kart/IAME	Eich	MPK RACING TEAM/	14	12:26.500	12.955	52.151	13	9
8	12	Noah Gerster	CRG/IAME	Leutkirch	RS-Motorsport/	14	12:26.724	13.179	52.298	13	8
9	15	Lukas Roos	CRG/IAME	Spaichingen	RS-Motorsport/	14	12:27.790	14.245	51.978	11	7
10	26	Lennox Kirm	CORSEgermany/IAME	Kappel-Grafenhausen	ADAC Südbaden e.V./	14	12:35.787	22.242	53.041	4	6
11	22	Felix Maurer	Corse/IAME	Villingen-Schwenningen		14	12:35.878	22.333	53.184	8	5
12	7	Julian Höpfinger	Formula K/IAME	Kaisheim		14	12:36.069	22.524	52.787	11	4
13	11	Louis Schütze	CRG/IAME	Gorxheimertal	RS-Motorsport/	14	12:36.415	22.870	52.888	9	3
14	14	Lea Gerspacher	Tony/IAME	Freiburg	/ADAC Südbaden e.V.	14	12:38.029	24.484	52.705	14	2
15	248	Colin Hahn	Birel Art /IAME	Döbern		14	12:53.390	39.845	54.274	12	1

Bemerkungen

Ergebnis vorbehaltlich technischen und sportlichen Nachuntersuchung

Gestartet: 15 Gewertet: 15 nicht Gewertet: 0

Nr.: 15 + 5 sec Spoiler

Vorsprung	Ø km/h	Beste Rundenzeit	km/h	Beste Runde von
0.250	83,960	51.718	85,061	84 - Alex Mohr

Reg-Nr.: 044/2021
Orbits

Rennleiter Kai Medefind



Zeitnahme M. Riehmers

SAKC Wackersdorf

X30 Junioren

Prokart Raceland 1,222 Km

Rennen 1

10.07.2021 17:05

Rennen (14 Runden) gestartet um 17:09:01

Runde	Rundenzeit	Diff.	Tageszeit
(8) Lutz Ohsenbrink			
1	54.566	+2.727	17:09:55.679
2	53.092	+1.253	17:10:48.771
3	52.696	+0.857	17:11:41.467
4	52.966	+1.127	17:12:34.433
5	52.228	+0.389	17:13:26.661
6	52.189	+0.350	17:14:18.850
7	51.999	+0.160	17:15:10.849
8	51.920	+0.081	17:16:02.769
9	51.978	+0.139	17:16:54.747
10	51.843	+0.004	17:17:46.590
11	51.865	+0.026	17:18:38.455
12	51.839		17:19:30.294
13	52.301	+0.462	17:20:22.595
14	52.063	+0.224	17:21:14.658

Runde	Rundenzeit	Diff.	Tageszeit
(84) Alex Mohr			
1	54.638	+2.920	17:09:56.017
2	53.040	+1.322	17:10:49.057
3	52.660	+0.942	17:11:41.717
4	52.985	+1.267	17:12:34.702
5	52.264	+0.546	17:13:26.966
6	52.229	+0.511	17:14:19.195
7	52.166	+0.448	17:15:11.361
8	52.021	+0.303	17:16:03.382
9	51.718		17:16:55.100
10	51.750	+0.032	17:17:46.850
11	51.866	+0.148	17:18:38.716
12	51.879	+0.161	17:19:30.595
13	52.258	+0.540	17:20:22.853
14	52.055	+0.337	17:21:14.908

Runde	Rundenzeit	Diff.	Tageszeit
(20) Luka Philipitsch			
1	55.372	+3.447	17:09:56.828
2	53.307	+1.382	17:10:50.135
3	52.856	+0.931	17:11:42.991
4	52.856	+0.931	17:12:35.847
5	52.585	+0.660	17:13:28.432
6	52.314	+0.389	17:14:20.746
7	52.261	+0.336	17:15:13.007
8	52.193	+0.268	17:16:05.200
9	52.274	+0.349	17:16:57.474
10	52.161	+0.236	17:17:49.635
11	52.098	+0.173	17:18:41.733
12	52.146	+0.221	17:19:33.879
13	51.925		17:20:25.804
14	52.251	+0.326	17:21:18.055

Runde	Rundenzeit	Diff.	Tageszeit
(25) Sascha Dreher			
1	57.173	+5.171	17:09:59.091
2	53.787	+1.785	17:10:52.878
3	52.972	+0.970	17:11:45.850
4	52.522	+0.520	17:12:38.372
5	53.261	+1.259	17:13:31.633
6	52.294	+0.292	17:14:23.927
7	52.662	+0.660	17:15:16.589
8	52.425	+0.423	17:16:09.014
9	52.303	+0.301	17:17:01.317
10	52.353	+0.351	17:17:53.670
11	52.002		17:18:45.672
12	52.304	+0.302	17:19:37.976
13	52.425	+0.423	17:20:30.401
14	52.226	+0.224	17:21:22.627

Runde	Rundenzeit	Diff.	Tageszeit
(19) Finn Wiebelhaus			

Runde	Rundenzeit	Diff.	Tageszeit
1	56.750	+4.672	17:09:58.410
2	53.914	+1.836	17:10:52.324
3	52.908	+0.830	17:11:45.232
4	52.660	+0.582	17:12:37.892
5	53.236	+1.158	17:13:31.128
6	52.522	+0.444	17:14:23.650
7	52.535	+0.457	17:15:16.185
8	52.765	+0.687	17:16:08.950
9	52.737	+0.659	17:17:01.687
10	52.328	+0.250	17:17:54.015
11	52.078		17:18:46.093
12	52.869	+0.791	17:19:38.962
13	54.190	+2.112	17:20:33.152
14	54.157	+2.079	17:21:27.309

Runde	Rundenzeit	Diff.	Tageszeit
(28) Daniel Pauls			
1	58.508	+6.624	17:10:02.656
2	53.977	+2.093	17:10:56.633
3	53.136	+1.252	17:11:49.769
4	52.680	+0.796	17:12:42.449
5	52.462	+0.578	17:13:34.911
6	53.415	+1.531	17:14:28.326
7	52.893	+1.009	17:15:21.219
8	52.115	+0.231	17:16:13.334
9	51.884		17:17:05.218
10	51.928	+0.044	17:17:57.146
11	52.449	+0.565	17:18:49.595
12	52.036	+0.152	17:19:41.631
13	52.013	+0.129	17:20:33.644
14	53.866	+1.982	17:21:27.510

Runde	Rundenzeit	Diff.	Tageszeit
(6) Moritz Fischer			
1	57.671	+5.520	17:09:59.861
2	53.800	+1.649	17:10:53.661
3	53.449	+1.298	17:11:47.110
4	53.296	+1.145	17:12:40.406
5	53.189	+1.038	17:13:33.595
6	53.195	+1.044	17:14:26.790
7	52.665	+0.514	17:15:19.455
8	52.565	+0.414	17:16:12.020
9	52.513	+0.362	17:17:04.533
10	52.470	+0.319	17:17:57.003
11	52.841	+0.690	17:18:49.844
12	52.251	+0.100	17:19:42.095
13	52.151		17:20:34.246
14	53.367	+1.216	17:21:27.613

Runde	Rundenzeit	Diff.	Tageszeit
(12) Noah Gerster			
1	57.342	+5.044	17:09:59.159
2	54.031	+1.733	17:10:53.190
3	54.390	+2.092	17:11:47.580
4	53.100	+0.802	17:12:40.680
5	53.149	+0.851	17:13:33.829
6	53.268	+0.970	17:14:27.097
7	52.775	+0.477	17:15:19.872
8	52.815	+0.517	17:16:12.687
9	52.878	+0.580	17:17:05.565
10	52.541	+0.243	17:17:58.106
11	52.651	+0.353	17:18:50.757
12	52.324	+0.026	17:19:43.081
13	52.298		17:20:35.379
14	52.458	+0.160	17:21:27.837

Runde	Rundenzeit	Diff.	Tageszeit
(15) Lukas Roos			
1	55.457	+3.479	17:09:57.050
2	53.822	+1.844	17:10:50.872

Runde	Rundenzeit	Diff.	Tageszeit
3	53.630	+1.652	17:11:44.502
4	53.320	+1.342	17:12:37.822
5	54.514	+2.536	17:13:32.336
6	52.765	+0.787	17:14:25.101
7	52.554	+0.576	17:15:17.655
8	52.440	+0.462	17:16:10.095
9	52.212	+0.234	17:17:02.307
10	52.145	+0.167	17:17:54.452
11	51.978		17:18:46.430
12	52.467	+0.489	17:19:38.897
13	52.702	+0.724	17:20:31.599
14	52.304	+0.326	17:21:23.903

Runde	Rundenzeit	Diff.	Tageszeit
(26) Lennox Kim			
1	57.423	+4.382	17:09:59.679
2	53.893	+0.852	17:10:53.572
3	54.263	+1.222	17:11:47.835
4	53.041		17:12:40.876
5	53.532	+0.491	17:13:34.408
6	54.146	+1.105	17:14:28.554
7	53.816	+0.775	17:15:22.370
8	53.102	+0.061	17:16:15.472
9	53.071	+0.030	17:17:08.543
10	53.737	+0.696	17:18:02.280
11	53.375	+0.334	17:18:55.655
12	53.897	+0.856	17:19:49.552
13	53.289	+0.248	17:20:42.841
14	54.059	+1.018	17:21:36.900

Runde	Rundenzeit	Diff.	Tageszeit
(22) Felix Maurer			
1	56.261	+3.077	17:09:58.185
2	54.851	+1.667	17:10:53.036
3	53.646	+0.462	17:11:46.682
4	53.361	+0.177	17:12:40.043
5	53.486	+0.302	17:13:33.529
6	54.568	+1.384	17:14:28.097
7	53.757	+0.573	17:15:21.854
8	53.184		17:16:15.038
9	53.266	+0.082	17:17:08.304
10	53.699	+0.515	17:18:02.003
11	53.581	+0.397	17:18:55.584
12	53.576	+0.392	17:19:49.160
13	54.088	+0.904	17:20:43.248
14	53.743	+0.559	17:21:36.991

Runde	Rundenzeit	Diff.	Tageszeit
(7) Julian Höpfinger			
1	59.819	+7.032	17:10:01.930
2	54.859	+2.072	17:10:56.789
3	53.386	+0.599	17:11:50.175
4	53.029	+0.242	17:12:43.204
5	52.895	+0.108	17:13:36.099
6	53.041	+0.254	17:14:29.140
7	53.594	+0.807	17:15:22.734
8	55.281	+2.494	17:16:18.015
9	53.547	+0.760	17:17:11.562
10	52.864	+0.077	17:18:04.426
11	52.787		17:18:57.213
12	52.825	+0.038	17:19:50.038
13	53.573	+0.786	17:20:43.611
14	53.571	+0.784	17:21:37.182

Runde	Rundenzeit	Diff.	Tageszeit
(11) Louis Schütze			
1	57.910	+5.022	17:10:00.522
2	54.176	+1.288	17:10:54.698
3	53.590	+0.702	17:11:48.288
4	53.309	+0.421	17:12:41.597

SAKC Wackersdorf
X30 Junioren
Prokart Raceland 1,222 Km
Rennen 1
10.07.2021 17:05
Rennen (14 Runden) gestartet um 17:09:01

Runde	Rundenzeit	Diff.	Tageszeit
5	53.193	+0.305	17:13:34.790
6	54.101	+1.213	17:14:28.891
7	53.673	+0.785	17:15:22.564
8	53.613	+0.725	17:16:16.177
9	52.888		17:17:09.065
10	53.347	+0.459	17:18:02.412
11	53.572	+0.684	17:18:55.984
12	53.922	+1.034	17:19:49.906
13	54.626	+1.738	17:20:44.532
14	52.996	+0.108	17:21:37.528

(14) Lea Gerspacher

1	57.289	+4.584	17:09:59.385
2	53.968	+1.263	17:10:53.353
3	53.557	+0.852	17:11:46.910
4	53.872	+1.167	17:12:40.782
5	53.390	+0.685	17:13:34.172
6	54.011	+1.306	17:14:28.183
7	53.904	+1.199	17:15:22.087
8	53.093	+0.388	17:16:15.180
9	53.234	+0.529	17:17:08.414
10	53.626	+0.921	17:18:02.040
11	54.202	+1.497	17:18:56.242
12	53.211	+0.506	17:19:49.453
13	56.984	+4.279	17:20:46.437
14	52.705		17:21:39.142

(248) Colin Hahn

1	59.025	+4.751	17:10:01.516
2	55.830	+1.556	17:10:57.346
3	54.943	+0.669	17:11:52.289
4	54.853	+0.579	17:12:47.142
5	55.134	+0.860	17:13:42.276
6	54.841	+0.567	17:14:37.117
7	54.594	+0.320	17:15:31.711
8	54.976	+0.702	17:16:26.687
9	55.039	+0.765	17:17:21.726
10	54.617	+0.343	17:18:16.343
11	54.409	+0.135	17:19:10.752
12	54.274		17:20:05.026
13	54.858	+0.584	17:20:59.884
14	54.619	+0.345	17:21:54.503

Runde	Rundenzeit	Diff.	Tageszeit
-------	------------	-------	-----------

Runde	Rundenzeit	Diff.	Tageszeit
-------	------------	-------	-----------



SAK Wackersdorf

X30 Junioren

Prokart Raceland 1,222 Km


Rennen 2

11.07.2021 10:40

Rennen (14 Runden)

8	248	
	15	
7	11	14
	13	
6	22	7
	11	
5	15	26
	9	
4	6	12
	7	
3	19	28
	5	
2	20	25
	3	
1	8	84
		2

POLE POSITION 1



Reg-Nr.: 044/2021

Orbits

Rennleiter: Kai Medefind



Zeitnahme M. Riehmers



SAKC Wackersdorf
X30 Junioren
Prokart Raceland 1,222 Km
Warm up
11.07.2021 08:43
Training (10:00 Zeit) gestartet um 8:46:51

Pos.	Nr.	Name	Fabrikat	Wohnort	Bewerber/Sponsor	Rnd.	Beste Zeit	Diff.	In Rd.	km/h
1	26	Lennox Kirn	CORSEgermany/IAME	Kappel-Grafenhaus	ADAC Südbaden e.V./	7	1:02.265		7	70,653
2	84	Alex Mohr	Kart Republic/IAME	Hofheim	CV Performance Group/	7	1:02.626	0.361	7	70,246
3	19	Finn Wiebelhaus	Exprit/IAME	Obertshausen		7	1:02.946	0.681	6	69,888
4	8	Lutz Ohsenbrink	KR / FA Alonso/IAME	Welver		7	1:03.321	1.056	7	69,475
5	14	Lea Gerspacher	Tony/IAME	Freiburg	/ADAC Südbaden e.V.	7	1:03.485	1.220	5	69,295
6	25	Sascha Dreher	Mach 1/IAME	Balgheim		7	1:03.627	1.362	7	69,140
7	22	Felix Maurer	Corse/IAME	Villingen-Schwenning		7	1:03.855	1.590	6	68,894
8	15	Lukas Roos	CRG/IAME	Spaichingen	RS-Motorsport/	7	1:03.955	1.690	7	68,786
9	12	Noah Gerster	CRG/IAME	Leutkirch	RS-Motorsport/	7	1:04.065	1.800	7	68,668
10	20	Luka Philipitsch	Mach 1/IAME	Stutensee		7	1:04.495	2.230	7	68,210
11	6	Moritz Fischer	Gold Kart/IAME	Eich	MPK RACING TEAM/	7	1:05.404	3.139	4	67,262
12	7	Julian Höpfinger	Formula K/IAME	Kaisheim		7	1:05.524	3.259	4	67,139
13	28	Daniel Pauls	Birel/IAME	Silberstedt		7	1:05.543	3.278	6	67,119
14	248	Colin Hahn	Birel Art /IAME	Döbern		7	1:05.759	3.494	5	66,899
15	11	Louis Schütze	CRG/IAME	Gorxheimertal	RS-Motorsport/	6	1:05.876	3.611	6	66,780



SAKC Wackersdorf

X30 Junioren

Prokart Raceland 1,222 Km

Warm up

11.07.2021 08:43

Training (10:00 Zeit) gestartet um 8:46:51

Runde	Rundenzeit	Diff.	Tageszeit
(26) Lennox Kirm			
1	1:03.421	+1.156	8:49:01.677
2	1:03.268	+1.003	8:50:04.945
3	1:03.367	+1.102	8:51:08.312
4	1:03.141	+0.876	8:52:11.453
5	1:02.932	+0.667	8:53:14.385
6	1:02.660	+0.395	8:54:17.045
7	1:02.265		8:55:19.310

Runde	Rundenzeit	Diff.	Tageszeit
(84) Alex Mohr			
1	1:03.215	+0.589	8:48:59.033
2	1:03.175	+0.549	8:50:02.208
3	1:03.621	+0.995	8:51:05.829
4	1:04.264	+1.638	8:52:10.093
5	1:03.109	+0.483	8:53:13.202
6	1:02.799	+0.173	8:54:16.001
7	1:02.626		8:55:18.627

Runde	Rundenzeit	Diff.	Tageszeit
(19) Finn Wiebelhaus			
1	1:04.003	+1.057	8:48:55.781
2	1:03.529	+0.583	8:49:59.310
3	1:03.447	+0.501	8:51:02.757
4	1:03.391	+0.445	8:52:06.148
5	1:03.222	+0.276	8:53:09.370
6	1:02.946		8:54:12.316
7	1:03.057	+0.111	8:55:15.373

Runde	Rundenzeit	Diff.	Tageszeit
(8) Lutz Ohsenbrink			
1	1:03.896	+0.575	8:48:57.190
2	1:03.541	+0.220	8:50:00.731
3	1:03.349	+0.028	8:51:04.080
4	1:03.387	+0.066	8:52:07.467
5	1:03.453	+0.132	8:53:10.920
6	1:03.418	+0.097	8:54:14.338
7	1:03.321		8:55:17.659

Runde	Rundenzeit	Diff.	Tageszeit
(14) Lea Gerspacher			
1	1:05.975	+2.490	8:49:08.272
2	1:05.377	+1.892	8:50:13.649
3	1:03.889	+0.404	8:51:17.538
4	1:04.352	+0.867	8:52:21.890
5	1:03.485		8:53:25.375
6	1:03.491	+0.006	8:54:28.866
7	1:03.695	+0.210	8:55:32.561

Runde	Rundenzeit	Diff.	Tageszeit
(25) Sascha Dreher			
1	1:06.755	+3.128	8:49:14.685
2	1:05.187	+1.560	8:50:19.872
3	1:08.810	+5.183	8:51:28.682
4	1:05.025	+1.398	8:52:33.707
5	1:04.258	+0.631	8:53:37.965
6	1:03.683	+0.056	8:54:41.648
7	1:03.627		8:55:45.275

Runde	Rundenzeit	Diff.	Tageszeit
(22) Felix Maurer			
1	1:07.832	+3.977	8:49:17.733
2	1:04.772	+0.917	8:50:22.505
3	1:05.599	+1.744	8:51:28.104
4	1:04.882	+1.027	8:52:32.986
5	1:04.043	+0.188	8:53:37.029
6	1:03.855		8:54:40.884
7	1:04.012	+0.157	8:55:44.896

Runde	Rundenzeit	Diff.	Tageszeit
(15) Lukas Roos			
1	1:06.281	+2.326	8:49:08.039

Runde	Rundenzeit	Diff.	Tageszeit
2	1:06.663	+2.708	8:50:14.702
3	1:05.594	+1.639	8:51:20.296
4	1:05.129	+1.174	8:52:25.425
5	1:04.637	+0.682	8:53:30.062
6	1:04.062	+0.107	8:54:34.124
7	1:03.955		8:55:38.079

Runde	Rundenzeit	Diff.	Tageszeit
(12) Noah Gerster			
1	1:07.665	+3.600	8:49:23.735
2	1:07.379	+3.314	8:50:31.114
3	1:05.999	+1.934	8:51:37.113
4	1:05.637	+1.572	8:52:42.750
5	1:04.735	+0.670	8:53:47.485
6	1:04.831	+0.766	8:54:52.316
7	1:04.065		8:55:56.381

Runde	Rundenzeit	Diff.	Tageszeit
(20) Luka Philipitsch			
1	1:12.596	+8.101	8:49:20.901
2	1:07.043	+2.548	8:50:27.944
3	1:05.753	+1.258	8:51:33.697
4	1:05.867	+1.372	8:52:39.564
5	1:05.552	+1.057	8:53:45.116
6	1:05.448	+0.953	8:54:50.564
7	1:04.495		8:55:55.059

Runde	Rundenzeit	Diff.	Tageszeit
(6) Moritz Fischer			
1	1:09.712	+4.308	8:49:18.635
2	1:06.522	+1.118	8:50:25.157
3	1:05.573	+0.169	8:51:30.730
4	1:05.404		8:52:36.134
5	1:05.629	+0.225	8:53:41.763
6	1:05.523	+0.119	8:54:47.286
7	1:05.604	+0.200	8:55:52.890

Runde	Rundenzeit	Diff.	Tageszeit
(7) Julian Höpfinger			
1	1:09.480	+3.956	8:49:18.082
2	1:06.050	+0.526	8:50:24.132
3	1:05.656	+0.132	8:51:29.788
4	1:05.524		8:52:35.312
5	1:05.642	+0.118	8:53:40.954
6	1:05.649	+0.125	8:54:46.603
7	1:05.719	+0.195	8:55:52.322

Runde	Rundenzeit	Diff.	Tageszeit
(28) Daniel Pauls			
1	1:08.324	+2.781	8:49:16.790
2	1:05.664	+0.121	8:50:22.454
3	1:05.734	+0.191	8:51:28.188
4	1:06.536	+0.993	8:52:34.724
5	1:06.054	+0.511	8:53:40.778
6	1:05.543		8:54:46.321
7	1:05.606	+0.063	8:55:51.927

Runde	Rundenzeit	Diff.	Tageszeit
(248) Colin Hahn			
1	1:10.902	+5.143	8:49:20.480
2	1:06.374	+0.615	8:50:26.854
3	1:06.251	+0.492	8:51:33.105
4	1:06.145	+0.386	8:52:39.250
5	1:05.759		8:53:45.009
6	1:06.910	+1.151	8:54:51.919
7	1:05.780	+0.021	8:55:57.699

Runde	Rundenzeit	Diff.	Tageszeit
(11) Louis Schütze			
1	1:16.070	+10.194	8:49:23.438
2	1:12.672	+6.796	8:50:36.110
3	1:10.797	+4.921	8:51:46.907
4	1:08.057	+2.181	8:52:54.964

SAKC Wackersdorf
X30 Junioren
Prokart Raceland 1,222 Km
Rennen 2
11.07.2021 10:40
Rennen (14 Runden) gestartet um 10:42:18

Pos.	Nr.	Name	Fabrikat	Wohnort	Bewerber/Sponsor	Rnd.	Gesamtzeit	Diff.	Beste Zeit	In Rd.	Pkt.
1	8	Lutz Ohsenbrink	KR / FA Alonso/IAME	Welver		14	12:25.837		52.502	13	25
2	84	Alex Mohr	Kart Republic/IAME	Hofheim	CV Performance Group/	14	12:31.145	5.308	52.797	10	20
3	28	Daniel Pauls	Birel/IAME	Silberstedt		14	12:31.780	5.943	52.530	13	16
4	20	Luka Philipitsch	Mach 1/IAME	Stutensee		14	12:32.423	6.586	52.554	14	13
5	19	Finn Wiebelhaus	Exprit/IAME	Obertshausen		14	12:34.286	8.449	52.826	11	11
6	26	Lennox Kirm	CORSEgermany/IAME	Kappel-Grafenhausen	ADAC Südbaden e.V./	14	12:37.349	11.512	53.057	11	10
7	14	Lea Gerspacher	Tony/IAME	Freiburg	/ADAC Südbaden e.V.	14	12:40.385	14.548	53.285	10	9
8	25	Sascha Dreher	Mach 1/IAME	Balgheim		14	12:48.338	22.501	53.096	9	8
9	15	Lukas Roos	CRG/IAME	Spaichingen	RS-Motorsport/	14	12:48.594	22.757	53.556	12	7
10	11	Louis Schütze	CRG/IAME	Gorxheimertal	RS-Motorsport/	14	12:50.692	24.855	53.732	9	6
11	22	Felix Maurer	Corse/IAME	Villingen-Schwenningen		14	12:55.151	29.314	53.614	11	5
12	7	Julian Höpfinger	Formula K/IAME	Kaisheim		14	12:55.681	29.844	54.143	7	4
13	248	Colin Hahn	Birel Art /IAME	Döbern		14	13:04.489	38.652	54.868	8	3
14	12	Noah Gerster	CRG/IAME	Leutkirch	RS-Motorsport/	14	13:05.042	39.205	52.899	11	2

Nicht Klassifiziert (75% = 10 Rnd.)

DNS	6	Moritz Fischer	Gold Kart/IAME	Eich	MPK RACING TEAM/			DNS		0	0
-----	---	----------------	----------------	------	------------------	--	--	-----	--	---	---

Bemerkungen

Ergebnis vorbehaltlich technischen und sportlichen Nachuntersuchung

Gestartet: 14 Gewertet: 14 nicht Gewertet: 0

Vorsprung	Ø km/h	Beste Rundenzeit	km/h	Beste Runde von
5.308	82,577	52.502	83,791	8 - Lutz Ohsenbrink

Reg-Nr.: 044/2021
Orbits

Rennleiter Kai Medefind



Zeitnahme M. Riehmers

SAKC Wackersdorf

X30 Junioren

Prokart Raceland 1,222 Km

Rennen 2

11.07.2021 10:40

Rennen (14 Runden) gestartet um 10:42:18

Runde	Rundenzeit	Diff.	Tageszeit
(8) Lutz Ohsenbrink			
1	57.038	+4.536	10:43:15.443
2	54.559	+2.057	10:44:10.002
3	53.736	+1.234	10:45:03.738
4	53.244	+0.742	10:45:56.982
5	53.074	+0.572	10:46:50.056
6	52.882	+0.380	10:47:42.938
7	52.765	+0.263	10:48:35.703
8	52.730	+0.228	10:49:28.433
9	52.617	+0.115	10:50:21.050
10	52.609	+0.107	10:51:13.659
11	52.746	+0.244	10:52:06.405
12	52.571	+0.069	10:52:58.976
13	52.502		10:53:51.478
14	52.764	+0.262	10:54:44.242

Runde	Rundenzeit	Diff.	Tageszeit
(84) Alex Mohr			
1	57.705	+4.908	10:43:16.300
2	55.034	+2.237	10:44:11.334
3	54.206	+1.409	10:45:05.540
4	53.581	+0.784	10:45:59.121
5	53.859	+1.062	10:46:52.980
6	53.301	+0.504	10:47:46.281
7	53.171	+0.374	10:48:39.452
8	52.932	+0.135	10:49:32.384
9	52.815	+0.018	10:50:25.199
10	52.797		10:51:17.996
11	52.878	+0.081	10:52:10.874
12	52.803	+0.006	10:53:03.677
13	52.845	+0.048	10:53:56.522
14	53.028	+0.231	10:54:49.550

Runde	Rundenzeit	Diff.	Tageszeit
(28) Daniel Pauls			
1	59.621	+7.091	10:43:18.553
2	55.160	+2.630	10:44:13.713
3	53.918	+1.388	10:45:07.631
4	53.652	+1.122	10:46:01.283
5	53.422	+0.892	10:46:54.705
6	52.994	+0.464	10:47:47.699
7	52.858	+0.328	10:48:40.557
8	52.973	+0.443	10:49:33.530
9	52.819	+0.289	10:50:26.349
10	52.875	+0.345	10:51:19.224
11	52.752	+0.222	10:52:11.976
12	52.750	+0.220	10:53:04.726
13	52.530		10:53:57.256
14	52.929	+0.399	10:54:50.185

Runde	Rundenzeit	Diff.	Tageszeit
(20) Luka Philipitsch			
1	57.517	+4.963	10:43:16.146
2	54.653	+2.099	10:44:10.799
3	54.193	+1.639	10:45:04.992
4	53.832	+1.278	10:45:58.824
5	55.084	+2.530	10:46:53.908
6	53.333	+0.779	10:47:47.241
7	53.251	+0.697	10:48:40.492
8	53.551	+0.997	10:49:34.043
9	53.151	+0.597	10:50:27.194
10	53.034	+0.480	10:51:20.228
11	52.722	+0.168	10:52:12.950
12	52.631	+0.077	10:53:05.581
13	52.693	+0.139	10:53:58.274
14	52.554		10:54:50.828

Runde	Rundenzeit	Diff.	Tageszeit
(19) Finn Wiebelhaus			

Runde	Rundenzeit	Diff.	Tageszeit
1	57.898	+5.072	10:43:16.634
2	55.083	+2.257	10:44:11.717
3	54.122	+1.296	10:45:05.839
4	53.699	+0.873	10:45:59.538
5	53.984	+1.158	10:46:53.522
6	53.519	+0.693	10:47:47.041
7	53.183	+0.357	10:48:40.224
8	53.118	+0.292	10:49:33.342
9	53.920	+1.094	10:50:27.262
10	53.324	+0.498	10:51:20.586
11	52.826		10:52:13.412
12	53.007	+0.181	10:53:06.419
13	53.002	+0.176	10:53:59.421
14	53.270	+0.444	10:54:52.691

Runde	Rundenzeit	Diff.	Tageszeit
(26) Lennox Kim			
1	1:00.626	+7.569	10:43:19.705
2	54.604	+1.547	10:44:14.309
3	54.345	+1.288	10:45:08.654
4	54.154	+1.097	10:46:02.808
5	53.769	+0.712	10:46:56.577
6	53.247	+0.190	10:47:49.824
7	53.146	+0.089	10:48:42.970
8	53.171	+0.114	10:49:36.141
9	53.225	+0.168	10:50:29.366
10	53.129	+0.072	10:51:22.495
11	53.057		10:52:15.552
12	53.164	+0.107	10:53:08.716
13	53.260	+0.203	10:54:01.976
14	53.778	+0.721	10:54:55.754

Runde	Rundenzeit	Diff.	Tageszeit
(14) Lea Gerspacher			
1	58.888	+5.603	10:43:18.342
2	55.583	+2.298	10:44:13.925
3	54.627	+1.342	10:45:08.552
4	54.193	+0.908	10:46:02.745
5	54.343	+1.058	10:46:57.088
6	53.777	+0.492	10:47:50.865
7	53.505	+0.220	10:48:44.370
8	53.447	+0.162	10:49:37.817
9	53.493	+0.208	10:50:31.310
10	53.285		10:51:24.595
11	53.485	+0.200	10:52:18.080
12	53.307	+0.022	10:53:11.387
13	53.636	+0.351	10:54:05.023
14	53.767	+0.482	10:54:58.790

Runde	Rundenzeit	Diff.	Tageszeit
(25) Sascha Dreher			
1	1:09.574	+16.478	10:43:28.304
2	54.944	+1.848	10:44:23.248
3	54.462	+1.366	10:45:17.710
4	53.804	+0.708	10:46:11.514
5	53.238	+0.142	10:47:04.752
6	53.972	+0.876	10:47:58.724
7	53.212	+0.116	10:48:51.936
8	54.300	+1.204	10:49:46.236
9	53.096		10:50:39.332
10	53.302	+0.206	10:51:32.634
11	53.284	+0.188	10:52:25.918
12	53.936	+0.840	10:53:19.854
13	53.450	+0.354	10:54:13.304
14	53.439	+0.343	10:55:06.743

Runde	Rundenzeit	Diff.	Tageszeit
(15) Lukas Roos			
1	1:00.627	+7.071	10:43:20.246
2	56.644	+3.088	10:44:16.890

Runde	Rundenzeit	Diff.	Tageszeit
3	55.313	+1.757	10:45:12.203
4	54.685	+1.129	10:46:06.888
5	54.872	+1.316	10:47:01.760
6	54.212	+0.656	10:47:55.972
7	54.268	+0.712	10:48:50.240
8	53.903	+0.347	10:49:44.143
9	53.663	+0.107	10:50:37.806
10	53.960	+0.404	10:51:31.766
11	53.619	+0.063	10:52:25.385
12	53.556		10:53:18.941
13	53.556		10:54:12.497
14	54.502	+0.946	10:55:06.999

Runde	Rundenzeit	Diff.	Tageszeit
(11) Louis Schütze			
1	1:00.677	+6.945	10:43:20.888
2	56.377	+2.645	10:44:17.265
3	55.531	+1.799	10:45:12.796
4	54.556	+0.824	10:46:07.352
5	54.625	+0.893	10:47:01.977
6	54.353	+0.621	10:47:56.330
7	54.101	+0.369	10:48:50.431
8	54.427	+0.695	10:49:44.858
9	53.732		10:50:38.590
10	53.833	+0.101	10:51:32.423
11	53.807	+0.075	10:52:26.230
12	53.795	+0.063	10:53:20.025
13	55.266	+1.534	10:54:15.291
14	53.806	+0.074	10:55:09.097

Runde	Rundenzeit	Diff.	Tageszeit
(22) Felix Maurer			
1	1:00.441	+6.827	10:43:20.456
2	56.671	+3.057	10:44:17.127
3	55.388	+1.774	10:45:12.515
4	54.627	+1.013	10:46:07.142
5	54.749	+1.135	10:47:01.891
6	54.241	+0.627	10:47:56.132
7	54.212	+0.598	10:48:50.344
8	54.335	+0.721	10:49:44.679
9	53.796	+0.182	10:50:38.475
10	53.625	+0.011	10:51:32.100
11	53.614		10:52:25.714
12	54.224	+0.610	10:53:19.938
13	59.498	+5.884	10:54:19.436
14	54.120	+0.506	10:55:13.556

Runde	Rundenzeit	Diff.	Tageszeit
(7) Julian Höpfinger			
1	1:01.810	+7.667	10:43:21.185
2	56.706	+2.563	10:44:17.891
3	55.226	+1.083	10:45:13.117
4	55.079	+0.936	10:46:08.196
5	54.461	+0.318	10:47:02.657
6	54.467	+0.324	10:47:57.124
7	54.143		10:48:51.267
8	54.831	+0.688	10:49:46.098
9	54.784	+0.641	10:50:40.882
10	54.694	+0.551	10:51:35.576
11	54.681	+0.538	10:52:30.257
12	54.388	+0.245	10:53:24.645
13	54.612	+0.469	10:54:19.257
14	54.829	+0.686	10:55:14.086

Runde	Rundenzeit	Diff.	Tageszeit
(248) Colin Hahn			
1	1:01.000	+6.132	10:43:21.484
2	56.650	+1.782	10:44:18.134
3	55.568	+0.700	10:45:13.702
4	55.445	+0.577	10:46:09.147

SAKC Wackersdorf
X30 Junioren
Prokart Raceland 1,222 Km
Rennen 2
11.07.2021 10:40
Rennen (14 Runden) gestartet um 10:42:18

Runde	Rundenzeit	Diff.	Tageszeit
5	54.938	+0.070	10:47:04.085
6	55.238	+0.370	10:47:59.323
7	55.013	+0.145	10:48:54.336
8	54.868		10:49:49.204
9	55.722	+0.854	10:50:44.926
10	54.994	+0.126	10:51:39.920
11	55.600	+0.732	10:52:35.520
12	56.164	+1.296	10:53:31.684
13	55.435	+0.567	10:54:27.119
14	55.775	+0.907	10:55:22.894

Runde	Rundenzeit	Diff.	Tageszeit
-------	------------	-------	-----------

Runde	Rundenzeit	Diff.	Tageszeit
-------	------------	-------	-----------

(12) Noah Gerster

1	1:19.586	+26.687	10:43:38.851
2	55.766	+2.867	10:44:34.617
3	54.923	+2.024	10:45:29.540
4	54.157	+1.258	10:46:23.697
5	53.874	+0.975	10:47:17.571
6	53.564	+0.665	10:48:11.135
7	53.060	+0.161	10:49:04.195
8	53.334	+0.435	10:49:57.529
9	53.355	+0.456	10:50:50.884
10	52.965	+0.066	10:51:43.849
11	52.899		10:52:36.748
12	1:00.726	+7.827	10:53:37.474
13	52.973	+0.074	10:54:30.447
14	53.000	+0.101	10:55:23.447



SAKC Wackersdorf

X30 Junioren


Prokart Raceland 1,222 Km

Rennen 3

11.07.2021 14:20

Rennen (14 Runden)

8	6	
	15	
7	248	12
	13	
6	22	7
	11	
5	15	11
	9	
4	14	25
	7	
3	19	26
	5	
2	28	20
	3	
1	8	84
	POLE POSITION 1	2



SAKC Wackersdorf
X30 Junioren
Prokart Raceland 1,222 Km
Rennen 3
11.07.2021 14:40
Rennen (14 Runden) gestartet um 14:54:04

Pos.	Nr.	Name	Fabrikat	Wohnort	Bewerber/Sponsor	Rnd.	Gesamtzeit	Diff.	Beste Zeit	In Rd.	Pkt.
1	84	Alex Mohr	Kart Republic/IAME	Hofheim	CV Performance Group/	14	15:47.038		1:06.816	2	25
2	8	Lutz Ohsenbrink	KR / FA Alonso/IAME	Welver		14	15:49.683	2.645	1:07.529	12	20
3	19	Finn Wiebelhaus	Exprit/IAME	Obertshausen		14	15:59.303	12.265	1:07.658	8	16
4	26	Lennox Kirn	CORSEgermany/IAME	Kappel-Grafenhausen	ADAC Südbaden e.V./	14	16:04.408	17.370	1:07.685	9	13
5	28	Daniel Pauls	Birel/IAME	Silberstedt		14	16:05.049	18.011	1:08.392	9	11
6	14	Lea Gerspacher	Tony/IAME	Freiburg	/ADAC Südbaden e.V.	14	16:05.391	18.353	1:08.278	11	10
7	6	Moritz Fischer	Gold Kart/IAME	Eich	MPK RACING TEAM/	14	16:16.516	29.478	1:08.963	10	9
8	248	Colin Hahn	Birel Art /IAME	Döbern		14	16:22.689	35.651	1:08.889	4	8
9	25	Sascha Dreher	Mach 1/IAME	Balgheim		14	16:27.869	40.831	1:07.740	7	7
10	12	Noah Gerster	CRG/IAME	Leutkirch	RS-Motorsport/	14	16:37.281	50.243	1:08.702	10	6
11	7	Julian Höpfinger	Formula K/IAME	Kaisheim		14	16:45.567	58.529	1:09.430	6	5
12	11	Louis Schütze	CRG/IAME	Gorxheimertal	RS-Motorsport/	14	16:49.928	1:02.890	1:08.736	6	4
13	20	Luka Philipitsch	Mach 1/IAME	Stutensee		14	16:54.730	1:07.692	1:08.196	13	3
14	15	Lukas Roos	CRG/IAME	Spaichingen	RS-Motorsport/	13	16:12.021	1 Runde	1:08.952	8	2

Nicht Klassifiziert (75% = 10 Rnd.)

22	Felix Maurer	Corse/IAME	Villingen-Schwenningen			9	10:44.261	5 Runden	1:08.285	6	0
----	--------------	------------	------------------------	--	--	---	-----------	----------	----------	---	---

Bemerkungen

Ergebnis vorbehaltlich technischen und sportlichen Nachuntersuchung

Gestartet: 15 Gewertet: 14 nicht Gewertet: 1

Nr.: 26,12,7,11,20 + 5 sec Spoiler

Vorsprung	Ø km/h	Beste Rundenzeit	km/h	Beste Runde von
2.645	65,033	1:06.816	65,841	84 - Alex Mohr

Reg-Nr.: 044/2021
Orbits

Rennleiter Kai Medefind



Zeitnahme M. Riehmers

SAKC Wackersdorf

X30 Junioren

Prokart Raceland 1,222 Km

Rennen 3

11.07.2021 14:40

Rennen (14 Runden) gestartet um 14:54:04

Runde	Rundenzeit	Diff.	Tageszeit
(84) Alex Mohr			
1	1:08.171	+1.355	14:55:12.564
2	1:06.816		14:56:19.380
3	1:06.934	+0.118	14:57:26.314
4	1:07.119	+0.303	14:58:33.433
5	1:07.035	+0.219	14:59:40.468
6	1:07.210	+0.394	15:00:47.678
7	1:07.223	+0.407	15:01:54.901
8	1:06.833	+0.017	15:03:01.734
9	1:07.129	+0.313	15:04:08.863
10	1:13.438	+6.622	15:05:22.301
11	1:06.883	+0.067	15:06:29.184
12	1:07.111	+0.295	15:07:36.295
13	1:07.538	+0.722	15:08:43.833
14	1:07.598	+0.782	15:09:51.431

Runde	Rundenzeit	Diff.	Tageszeit
(8) Lutz Ohsenbrink			
1	1:08.561	+1.032	14:55:12.987
2	1:07.881	+0.352	14:56:20.868
3	1:07.823	+0.294	14:57:28.691
4	1:07.917	+0.388	14:58:36.608
5	1:07.783	+0.254	14:59:44.391
6	1:07.708	+0.179	15:00:52.099
7	1:07.888	+0.359	15:01:59.987
8	1:07.772	+0.243	15:03:07.759
9	1:07.903	+0.374	15:04:15.662
10	1:07.762	+0.233	15:05:23.424
11	1:07.851	+0.322	15:06:31.275
12	1:07.529		15:07:38.804
13	1:07.705	+0.176	15:08:46.509
14	1:07.567	+0.038	15:09:54.076

Runde	Rundenzeit	Diff.	Tageszeit
(19) Finn Wiebelhaus			
1	1:09.493	+1.835	14:55:14.390
2	1:08.353	+0.695	14:56:22.743
3	1:09.627	+1.969	14:57:32.370
4	1:08.584	+0.926	14:58:40.954
5	1:08.886	+1.228	14:59:49.840
6	1:08.565	+0.907	15:00:58.405
7	1:08.003	+0.345	15:02:06.408
8	1:07.658		15:03:14.066
9	1:07.830	+0.172	15:04:21.896
10	1:07.980	+0.322	15:05:29.876
11	1:07.725	+0.067	15:06:37.601
12	1:07.973	+0.315	15:07:45.574
13	1:07.839	+0.181	15:08:53.413
14	1:10.283	+2.625	15:10:03.696

Runde	Rundenzeit	Diff.	Tageszeit
(26) Lennox Kirm			
1	1:09.734	+2.049	14:55:14.502
2	1:08.360	+0.675	14:56:22.862
3	1:11.180	+3.495	14:57:34.042
4	1:07.886	+0.201	14:58:41.928
5	1:08.260	+0.575	14:59:50.188
6	1:08.482	+0.797	15:00:58.670
7	1:08.447	+0.762	15:02:07.117
8	1:07.739	+0.054	15:03:14.856
9	1:07.685		15:04:22.541
10	1:07.889	+0.204	15:05:30.430
11	1:07.713	+0.028	15:06:38.143
12	1:07.785	+0.100	15:07:45.928
13	1:07.826	+0.141	15:08:53.754
14	1:10.047	+2.362	15:10:03.801

Runde	Rundenzeit	Diff.	Tageszeit
(28) Daniel Pauls			

Runde	Rundenzeit	Diff.	Tageszeit
1	1:09.523	+1.131	14:55:14.288
2	1:09.321	+0.929	14:56:23.609
3	1:08.607	+0.215	14:57:32.216
4	1:08.764	+0.372	14:58:40.980
5	1:08.738	+0.346	14:59:49.718
6	1:09.069	+0.677	15:00:58.787
7	1:08.872	+0.480	15:02:07.659
8	1:08.658	+0.266	15:03:16.317
9	1:08.392		15:04:24.709
10	1:08.906	+0.514	15:05:33.615
11	1:09.021	+0.629	15:06:42.636
12	1:08.986	+0.594	15:07:51.622
13	1:08.869	+0.477	15:09:00.491
14	1:08.951	+0.559	15:10:09.442

Runde	Rundenzeit	Diff.	Tageszeit
(14) Lea Gerspacher			
1	1:11.245	+2.967	14:55:16.358
2	1:09.442	+1.164	14:56:25.800
3	1:09.188	+0.910	14:57:34.988
4	1:08.747	+0.469	14:58:43.735
5	1:08.789	+0.511	14:59:52.524
6	1:08.417	+0.139	15:01:00.941
7	1:08.530	+0.252	15:02:09.471
8	1:08.681	+0.403	15:03:18.152
9	1:08.385	+0.107	15:04:26.537
10	1:08.570	+0.292	15:05:35.107
11	1:08.278		15:06:43.385
12	1:08.547	+0.269	15:07:51.932
13	1:08.782	+0.504	15:09:00.714
14	1:09.070	+0.792	15:10:09.784

Runde	Rundenzeit	Diff.	Tageszeit
(6) Moritz Fischer			
1	1:12.812	+3.849	14:55:19.098
2	1:11.764	+2.801	14:56:30.862
3	1:09.643	+0.680	14:57:40.505
4	1:09.493	+0.530	14:58:49.998
5	1:09.140	+0.177	14:59:59.138
6	1:09.176	+0.213	15:01:08.314
7	1:09.145	+0.182	15:02:17.459
8	1:09.084	+0.121	15:03:26.543
9	1:09.375	+0.412	15:04:35.918
10	1:08.963		15:05:44.881
11	1:09.038	+0.075	15:06:53.919
12	1:09.006	+0.043	15:08:02.925
13	1:08.984	+0.021	15:09:11.909
14	1:09.000	+0.037	15:10:20.909

Runde	Rundenzeit	Diff.	Tageszeit
(248) Colin Hahn			
1	1:17.390	+8.501	14:55:23.469
2	1:12.640	+3.751	14:56:36.109
3	1:09.232	+0.343	14:57:45.341
4	1:08.889		14:58:54.230
5	1:08.988	+0.099	15:00:03.218
6	1:09.638	+0.749	15:01:12.856
7	1:09.404	+0.515	15:02:22.260
8	1:09.643	+0.754	15:03:31.903
9	1:09.392	+0.503	15:04:41.295
10	1:09.142	+0.253	15:05:50.437
11	1:08.971	+0.082	15:06:59.408
12	1:09.159	+0.270	15:08:08.567
13	1:09.153	+0.264	15:09:17.720
14	1:09.362	+0.473	15:10:27.082

Runde	Rundenzeit	Diff.	Tageszeit
(25) Sascha Dreher			
1	1:10.366	+2.626	14:55:15.382
2	1:33.563	+25.823	14:56:48.945

Runde	Rundenzeit	Diff.	Tageszeit
3	1:08.381	+0.641	14:57:57.326
4	1:08.479	+0.739	14:59:05.805
5	1:08.078	+0.338	15:00:13.883
6	1:07.918	+0.178	15:01:21.801
7	1:07.740		15:02:29.541
8	1:12.847	+5.107	15:03:42.388
9	1:08.551	+0.811	15:04:50.939
10	1:08.550	+0.810	15:05:59.489
11	1:08.199	+0.459	15:07:07.688
12	1:07.987	+0.247	15:08:15.675
13	1:08.092	+0.352	15:09:23.767
14	1:08.495	+0.755	15:10:32.262

Runde	Rundenzeit	Diff.	Tageszeit
(12) Noah Gerster			
1	1:14.043	+5.341	14:55:20.098
2	1:17.155	+8.453	14:56:37.253
3	1:10.205	+1.503	14:57:47.458
4	1:09.687	+0.985	14:58:57.145
5	1:10.136	+1.434	15:00:07.281
6	1:10.859	+2.157	15:01:18.140
7	1:11.168	+2.466	15:02:29.308
8	1:11.524	+2.822	15:03:40.832
9	1:09.725	+1.023	15:04:50.557
10	1:08.702		15:05:59.259
11	1:09.835	+1.133	15:07:09.094
12	1:09.170	+0.468	15:08:18.264
13	1:08.897	+0.195	15:09:27.161
14	1:09.513	+0.811	15:10:36.674

Runde	Rundenzeit	Diff.	Tageszeit
(7) Julian Höpfinger			
1	1:18.973	+9.543	14:55:24.901
2	1:11.628	+2.198	14:56:36.529
3	1:09.765	+0.335	14:57:46.294
4	1:09.684	+0.254	14:58:55.978
5	1:09.540	+0.110	15:00:05.518
6	1:09.430		15:01:14.948
7	1:09.508	+0.078	15:02:24.456
8	1:20.183	+10.753	15:03:44.639
9	1:09.613	+0.183	15:04:54.252
10	1:09.778	+0.348	15:06:04.030
11	1:09.827	+0.397	15:07:13.857
12	1:10.043	+0.613	15:08:23.900
13	1:09.847	+0.417	15:09:33.747
14	1:11.213	+1.783	15:10:44.960

Runde	Rundenzeit	Diff.	Tageszeit
(11) Louis Schütze			
1	1:35.382	+26.646	14:55:40.728
2	1:09.981	+1.245	14:56:50.709
3	1:10.394	+1.658	14:58:01.103
4	1:09.543	+0.807	14:59:10.646
5	1:08.965	+0.229	15:00:19.611
6	1:08.736		15:01:28.347
7	1:08.753	+0.017	15:02:37.100
8	1:08.827	+0.091	15:03:45.927
9	1:08.958	+0.222	15:04:54.885
10	1:09.689	+0.953	15:06:04.574
11	1:11.702	+2.966	15:07:16.276
12	1:09.140	+0.404	15:08:25.416
13	1:12.899	+4.163	15:09:38.315
14	1:11.006	+2.270	15:10:49.321

Runde	Rundenzeit	Diff.	Tageszeit
(20) Luka Philippitsch			
1	1:10.498	+2.302	14:55:15.149
2	1:28.982	+20.786	14:56:44.131
3	1:08.661	+0.465	14:57:52.792
4	1:08.218	+0.022	14:59:01.010



SAKC Wackersdorf
X30 Junioren
Prokart Raceland 1,222 Km
Rennen 3
11.07.2021 14:40
Rennen (14 Runden) gestartet um 14:54:04

Runde	Rundenzeit	Diff.	Tageszeit
5	1:08.619	+0.423	15:00:09.629
6	1:08.712	+0.516	15:01:18.341
7	1:09.651	+1.455	15:02:27.992
8	1:09.227	+1.031	15:03:37.219
9	1:33.626	+25.430	15:05:10.845
10	1:09.478	+1.282	15:06:20.323
11	1:08.449	+0.253	15:07:28.772
12	1:08.689	+0.493	15:08:37.461
13	1:08.196		15:09:45.657
14	1:08.466	+0.270	15:10:54.123

(15) Lukas Roos

Runde	Rundenzeit	Diff.	Tageszeit
1	2:00.167	+51.215	14:56:05.477
2	1:09.231	+0.279	14:57:14.708
3	1:09.029	+0.077	14:58:23.737
4	1:09.222	+0.270	14:59:32.959
5	1:23.596	+14.644	15:00:56.555
6	1:13.009	+4.057	15:02:09.564
7	1:09.668	+0.716	15:03:19.232
8	1:08.952		15:04:28.184
9	1:09.017	+0.065	15:05:37.201
10	1:09.106	+0.154	15:06:46.307
11	1:09.666	+0.714	15:07:55.973
12	1:10.733	+1.781	15:09:06.706
13	1:09.708	+0.756	15:10:16.414

(22) Felix Maurer

Runde	Rundenzeit	Diff.	Tageszeit
1	1:10.403	+2.118	14:55:16.088
2	1:29.223	+20.938	14:56:45.311
3	1:08.877	+0.592	14:57:54.188
4	1:08.351	+0.066	14:59:02.539
5	1:08.558	+0.273	15:00:11.097
6	1:08.285		15:01:19.382
7	1:09.524	+1.239	15:02:28.906
8	1:08.876	+0.591	15:03:37.782
9	1:10.872	+2.587	15:04:48.654

Runde	Rundenzeit	Diff.	Tageszeit
-------	------------	-------	-----------

Runde	Rundenzeit	Diff.	Tageszeit
-------	------------	-------	-----------



SAKC Wackersdorf
X30 Junioren
Prokart Raceland 1,222 Km
Tageswertung

Pos.	Nr.	Nachname	Vorname	Sponsor	Wohnort	Gesamtpunktzahl	Diff.	R1	R2	R3
1	8	Ohsenbrink	Lutz		Welver	70	0	25	25	20
2	84	Mohr	Alex		Hofheim	65	5	20	20	25
3	19	Wiebelhaus	Finn		Obertshausen	38	32	11	11	16
4	28	Pauls	Daniel		Silberstedt	37	33	10	16	11
5	20	Philipitsch	Luka		Stutensee	32	38	16	13	3
6	26	Kirn	Lennox		Kappel-Grafenhau	29	41	6	10	13
7	25	Dreher	Sascha		Balgheim	28	42	13	8	7
8	14	Gerspacher	Lea		Freiburg	21	49	2	9	10
9	6	Fischer	Moritz		Eich	18	52	9	0	9
10	15	Roos	Lukas		Spaichingen	16	54	7	7	2
11	12	Gerster	Noah		Leutkirch	16	54	8	2	6
12	7	Höpfinger	Julian		Kaisheim	13	57	4	4	5
13	11	Schütze	Louis		Gorxheimertal	13	57	3	6	4
14	248	Hahn	Colin		Döbern	12	58	1	3	8
15	22	Maurer	Felix		Villingen-Schwenn	10	60	5	5	0

Bemerkungen

Ergebnis vorbehaltlich technischen und sportlichen Nachuntersuchung

Reg-Nr.: 044/2021

Orbits

Rennleiter: Kai Medefind



Zeitnahme M. Riehmers

